

Bluey



Verandah Santa Activity Book



Find more crafts and activities at [BLUEY.TV](https://www.bluey.tv)




Bluey

CHRISTMAS WORD SEARCH



U	M	H	S	L	E	I	G	H	S	Y	N	V	A	W	X	C	K
N	I	B	N	W	Q	X	S	S	B	A	S	H	J	R	Q	E	H
H	N	N	J	S	V	E	R	A	N	D	A	H	S	A	N	T	A
P	C	P	Y	C	R	D	A	J	O	N	U	N	O	V	I	G	A
D	E	R	Z	H	H	F	X	R	P	N	C	P	C	Q	A	E	P
P	P	E	V	O	X	R	H	I	D	U	J	B	H	F	D	X	R
W	I	G	J	R	I	N	I	O	K	W	Y	B	I	R	T	A	E
J	E	Q	U	L	U	R	Y	S	D	C	H	K	M	E	K	A	S
X	S	B	G	E	M	D	J	M	T	T	G	E	N	U	W	C	E
K	S	A	K	M	V	K	O	Y	Y	M	H	F	E	Z	L	S	N
N	T	I	N	S	E	L	R	L	F	U	A	C	Y	L	K	T	T
W	V	G	N	N	G	Y	D	M	F	Y	V	S	L	M	R	V	S




VERANDAH SANTA
CHRISTMAS
MINCE PIES

PRESENTS
SLEIGH
TINSEL

RUDOLF
CHIMNEY









SPOT THE DIFFERENCE



can you spot **10** differences with this picture?



 **Verandah Santa**

IT'S CHRISTmas
IN THE MORNING.

THAT means Verandah Santa's
COMING TONIGHT!



Yay CHRISTmas!

**NOW, HE ONLY GIVES PRESENTS TO NICE
KIDS WHO ARE FAST ASLEEP.**

HO
HO
HO



OOP, was THAT
a peek?
WAKE UP, KIDS!

IT'S CHRISTmas! YAY!

OK, WHO WANTS TO BE Verandah Santa?


ME. NIGHT NIGHT, KIDS.

**NO PEEKING OR Verandah
NO PRESENTS. Santa!** 



Bluey








Draw a snowman



1

Draw three stacked ovals.




2

Then add some arms.




3

Now give him a hat.




4


Don't forget the scarf.



5

Finish him off with a face and some buttons.






1. COLOUR THE STRIPS and ASK A BIG PERSON FOR HELP CUTTING THEM OUT.
2. GLUE THE END OF ONE STRIP TO THE OTHER TO MAKE A RING.
3. REPEAT WITH THE REST, CONNECTING THEM TOGETHER TO MAKE YOUR OWN BLUEY GARLAND.



				GLUE HERE
				GLUE HERE
				GLUE HERE
				GLUE HERE
				GLUE HERE
				GLUE HERE
				GLUE HERE
				GLUE HERE



Bluey



Have a
WACKADOO
CHRISTMAS!



see you soon

Find more crafts and activities at [BLUEY.TV](https://www.bluey.tv)