


STEP 1

MAKE YOUR OWN DICE



1. CUT OUT THIS DICE

2. FOLD ALONG THE DOTTED LINE AND WITH A GROWN UPS HELP STICKY TAPE (OR GLUE) THE TABS TOGETHER TO CREATE YOUR VERY OWN DICE



STEP 2

CHOOSE YOUR MOVER

(CUT THESE OUT, FOLD AND PLACE ON BOARD)



STEP 3

READ THE RULES

NO SHORTCUTS! BECAUSE RULES CAN
MAKE THE GAME MORE FUN!

1. PRINT OUT THE PAGES AND GRAB YOUR FAMILY AND FRIENDS TO PLAY!
2. YOUNGEST GOES FIRST!
3. ROLL YOUR DICE TO SEE HOW MANY SPACES TO MOVE
4. ONCE YOU LAND ON A SPOT, MAKE SURE TO FOLLOW THE INSTRUCTIONS ON THAT SPACE
5. FIRST PERSON TO LAND ON 'FINISH' WINS
6. THE WINNER GETS TO CHOOSE THE NEXT GAME TO PLAY!
7. HAVE FUN!





LOOK! THERE'S COCO



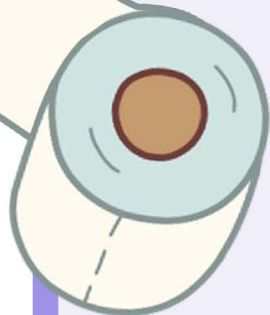
START

YOU SEE COCO ON THE TV
SO SHE MUST BE CLOSE!

AFTER BUMPING INTO
WINTON YOU TEAM UP!
FORWARD 3 SPACES!



OOPS! YOU KNOCK OVER
SOME LOO PAPER!
BACK 3 SPACES

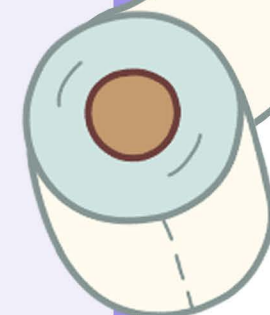


MUM IS TAKING AGES!



THE TERRIERS ARE
HERE TO HELP
FORWARD 2 SPACES

OH NO!
YOU'VE GOT BUM WORMS
BACK 5 SPACES!



ALMOST THERE,
DAD CAN SEE HER!

END

HOORAY!

