

FESTIVE CROWN

WHAT YOU'LL NEED:

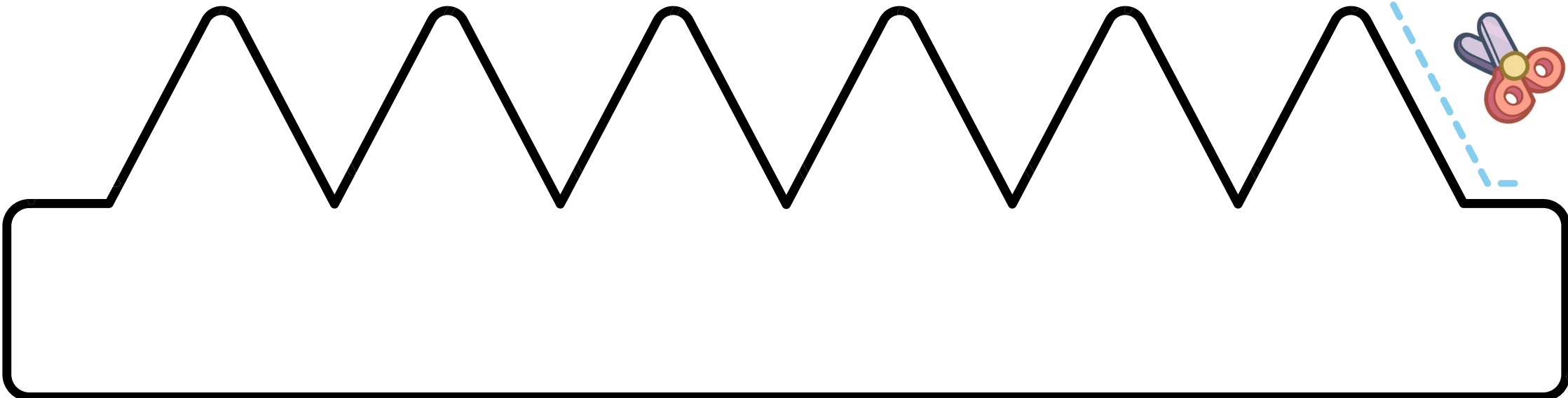
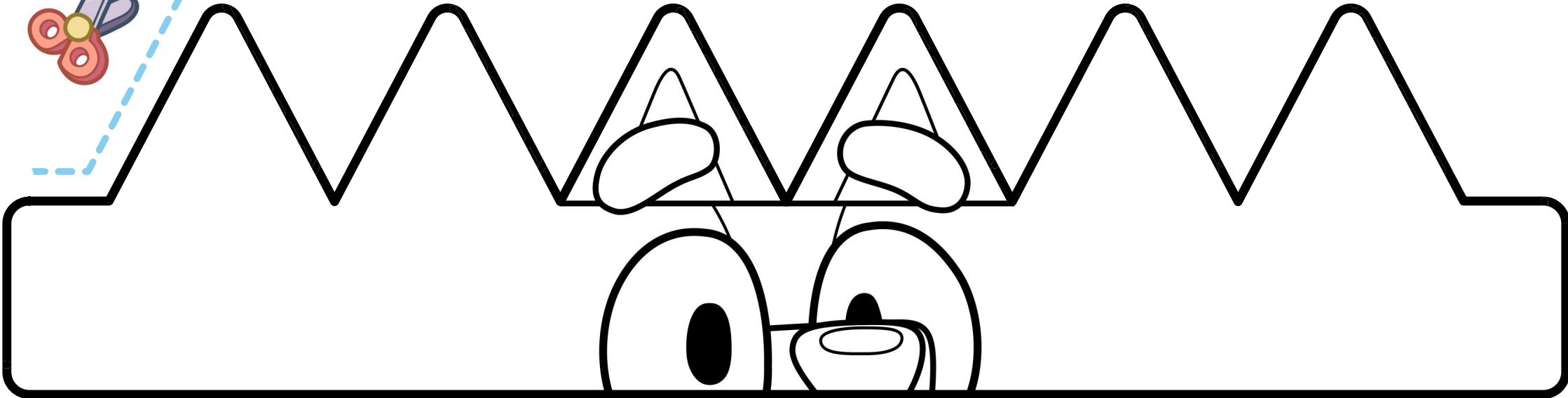
- Scissors
- Sticky tape
- An adult to help.

WHAT TO DO:

- Colour-in and decorate your hat.
- With an adults help, **cut along the solid lines.**
- Connect the two halves and fit them to the size of your head. You might need to also attached the extra panel if you need a bit more room.
- Stick together the hat with sticky-tape or glue.



Extra space for bigger heads.



FESTIVE CROWN

WHAT YOU'LL NEED:



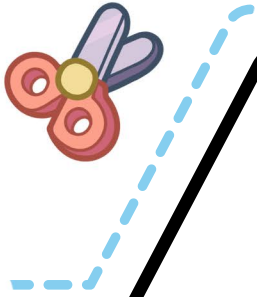
- Scissors
- Sticky tape
- An adult to help.

WHAT TO DO:

- Colour-in and decorate your hat.
- With an adults help, **cut along the solid lines.**
- Connect the two halves and fit them to the size of your head. You might need to also attached the extra panel if you need a bit more room.
- Stick together the hat with sticky-tape or glue.



Extra space for bigger heads.



FESTIVE CROWN

WHAT YOU'LL NEED:

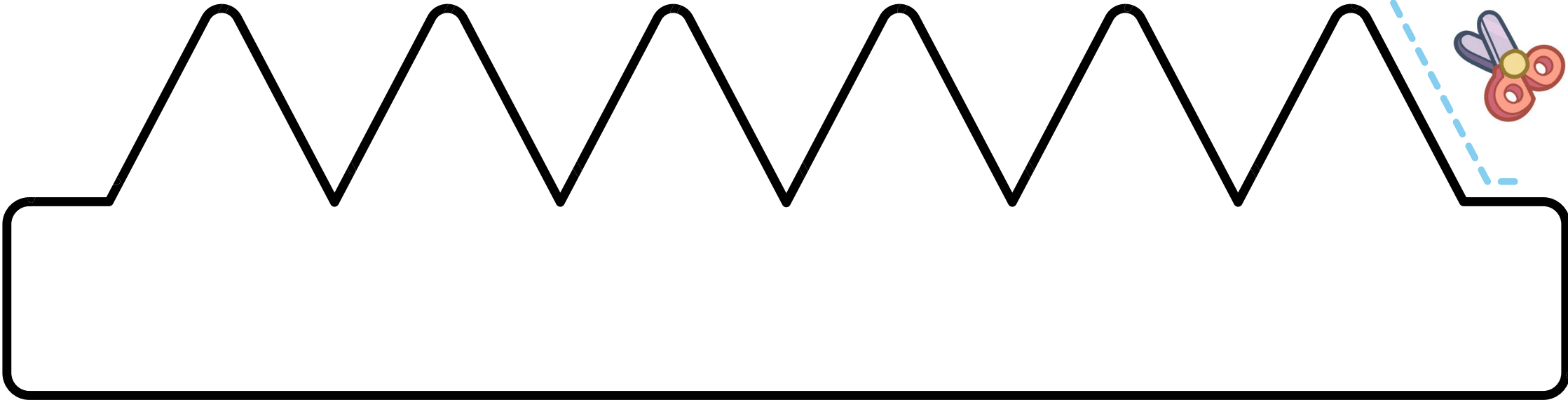
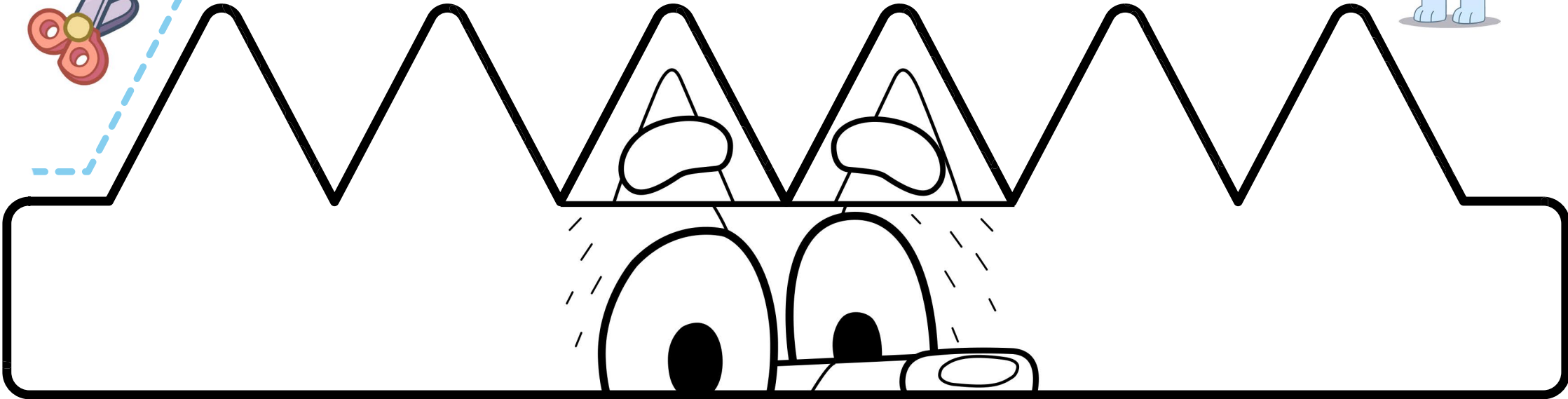
- Scissors
- Sticky tape
- An adult to help.

WHAT TO DO:

- Colour-in and decorate your hat.
- With an adults help, **cut along the solid lines.**
- Connect the two halves and fit them to the size of your head. You might need to also attached the extra panel if you need a bit more room.
- Stick together the hat with sticky-tape or glue.



Extra space for bigger heads.



FESTIVE CROWN

WHAT YOU'LL NEED:

- Scissors
- Sticky tape
- An adult to help.

WHAT TO DO:

- Colour-in and decorate your hat.
- With an adults help, **cut along the solid lines.**
- Connect the two halves and fit them to the size of your head. You might need to also attached the extra panel if you need a bit more room.
- Stick together the hat with sticky-tape or glue.



Extra space for bigger heads.

