



MAKE YOUR OWN VERANDAH SANTA HAT

You will need:

- Santa hat
- Light blue and blue felt
- Marker
- Scissors
- Glue



1. Ask a grown-up to help you cut out all the pieces from the template provided.



2. With a marker, trace around all the template pieces on the coloured felt and cut them out.



3. Glue the pieces together to form the eyebrows and glue to the centre of Santa's hat, as shown.




Add some additional fun to your Christmas day!

Use beige and light yellow felt to create Bingo's Verandah Santa hat.

BLUEY

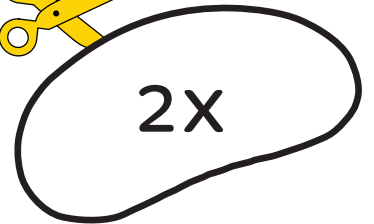


Use the template pieces to help cut the eyebrow felt shapes!



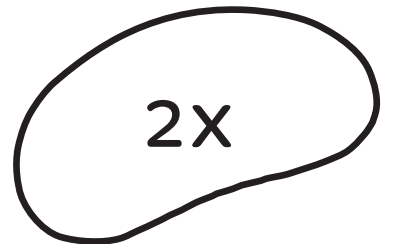
**COLOUR
me in**

Ask a grown-up to help you cut around the lines.



2X

Light blue
eyebrow front



2X

Blue
Eyebrow
background